

Create your own Brazilian Merganser **Paper Craft**



**SYLVAN HEIGHTS
BIRD PARK**



World Waterfowl Day

Materials & Instructions

***This craft requires scissors. Adult supervision should be present if this craft is being done by children. ***

Materials:

- Printout sheet with Brazilian Merganser body parts
- Construction paper/colored paper/feathers (for head crest)
- Glue
- Scissors
- Blank paper or construction paper (to assemble pieces)
- * Optional* Crayons/markers/colored pencils
- *Optional* Googly eyes

Instructions:

- Cut out each piece with scissors along the outer black lines
- Place glue on the back side of your cut pieces
- Assemble each cut piece on a sheet of paper to assemble your bird
- *Recommended order of piece placement*
 - Body
 - Tail
 - Head
 - Eye
 - Beak
 - Wing
 - Feet
- Once each piece is glued and assembled on your paper, make a crest! Use cut construction paper, cut colored paper, feathers, or any other creative materials you can think of! The limit is your imagination!
- Glue your crest on your bird
- Congratulations! You have made your very own Brazilian Merganser!


Optional variations for more creativity:

- Instead of using the pre-colored version of this craft, use the uncolored version to give your bird a unique color palette! The colors provided are based on the real bird, but your bird can be as unique as you!
- Instead of using the provided "Eye" piece, give your bird more personality with a googly eye instead!
- Draw a background for your bird! Maybe your bird is swimming, has a nest, or is standing on a rock. Turn that blank background into a masterpiece!


Optional cutout methods for younger children

- If scissors are not to be used by children, adults who are preparing this craft can pre-cut the pieces. Children can then skip to the coloring and gluing steps of the process.
- Adults can also use the pieces as stencils to trace the pieces on matching colored construction paper, then pre-cut the construction paper pieces for children

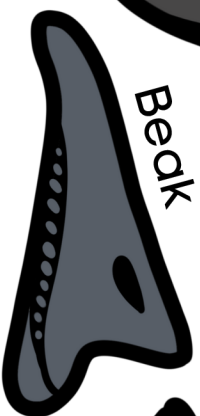
Cut the pieces out and assemble your Brazilian Merganser!




Body





Tail



Beak



Feet



Head



Wing



Eye

Cut the pieces out and assemble your Brazilian Merganser!

